

# Syphons and connecting pipes

## For pressure measuring instruments

### Model 910.15

WIKA data sheet AC 09.06

#### Applications

- Cooling element for protection from excessive heating of liquids, gases and vapours
- Protection from pressure spikes and pulsations
- Direct process connection of pressure measuring instruments or in combination with other instrumentation accessories (e.g. valves)

#### Special features

- Compact version suitable for vibration applications
- Customer-specific combination of valves and measuring instruments (hook-up) on request
- Permissible temperatures to 550 °C [1,022 °F]
- Nominal pressures to 420 bar [6,091 psi]



**Syphons, model 910.15, stainless steel**  
**Fig. left: Compact form**  
**Fig. centre: U-form, DIN 16282 form B**  
**Fig. right: Trumpet form, DIN 16282 form D**

#### Description

The geometries of the syphons in accordance with DIN 16282 are divided into U-form and trumpet form. These syphon versions are available with threaded connection (forms A and C) or weld-in connection (forms B and D) to the process side.

In addition to the standardised syphons, connections for NPT threads following DIN 16282 and industrial standard variants are available.

Inside the syphon, condensate is collected, which prevents the ingress of hot media into the pressure measuring instrument. It is recommended to fill the syphon with a cooling separating liquid before commissioning the pressure line.

U-form syphons are intended for horizontal pressure tapping; trumpet-form syphons are intended for vertical pressure tapping.

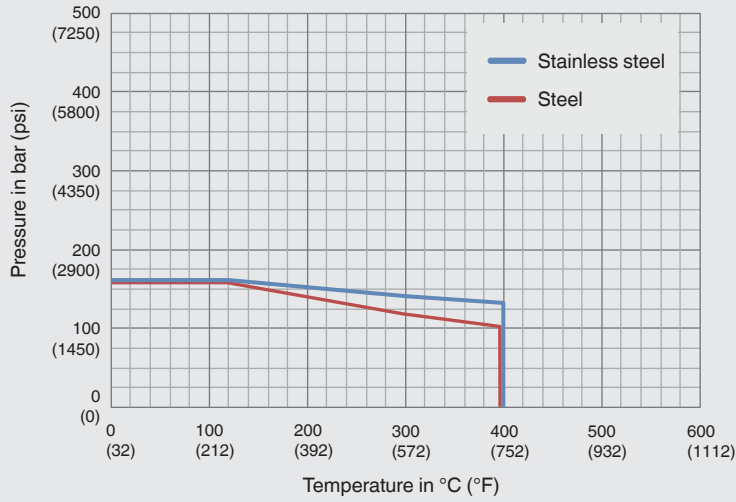
The length-optimised compact form minimises the influence of vibrations and protects the pressure measuring instrument from pressure spikes and pulsations.

For applications that do not require a syphon, WIKA offers connecting pipes in a straight or angular form (pipe elbow 90°).

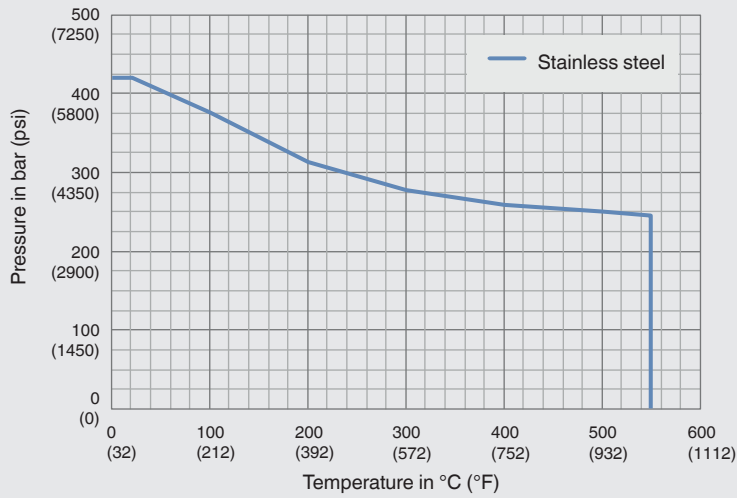
# Pressure/temperature diagrams

Syphon: Trumpet form, U-form

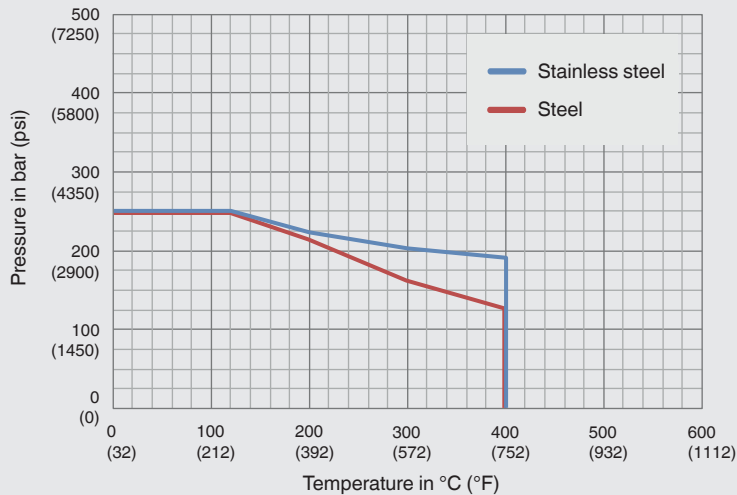
Connecting pipe: Angular form



Syphon: Compact form

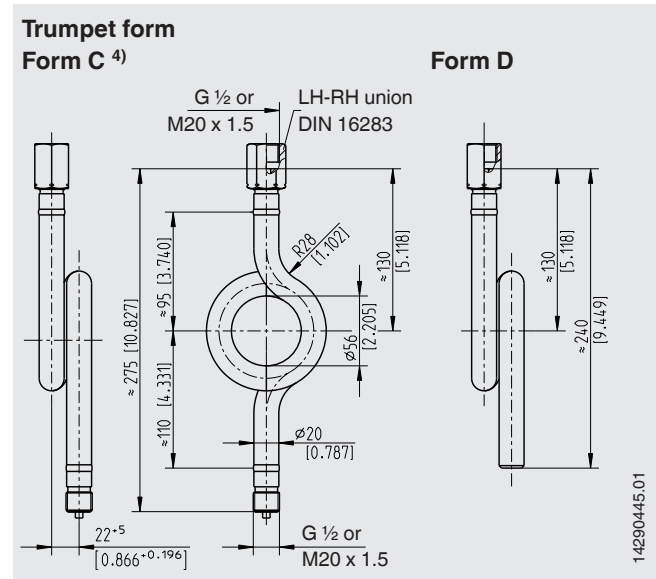
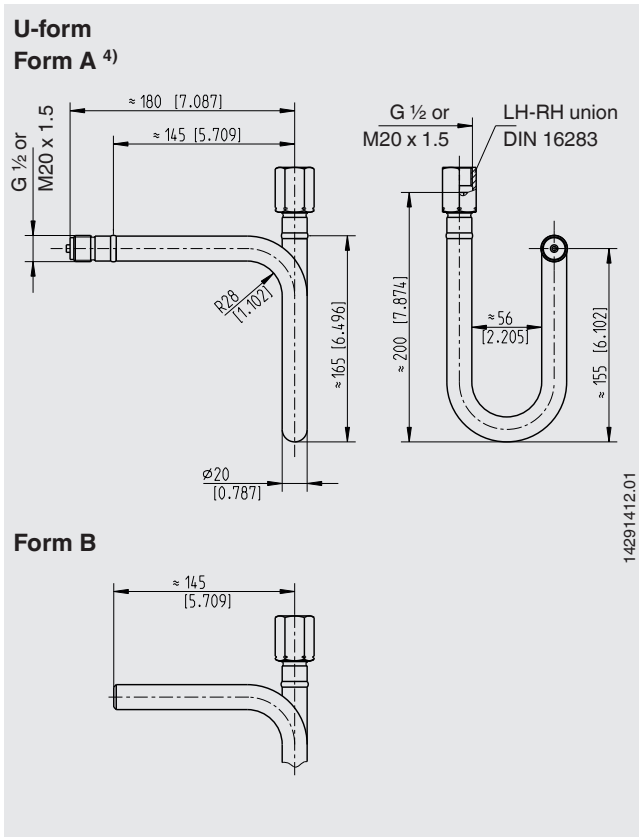


Connecting pipe: Straight form



# Designs per DIN 16282

Dimensions in mm [in]



Due to the manufacturing process, the pipe dimensions at the bending points are slightly changed.

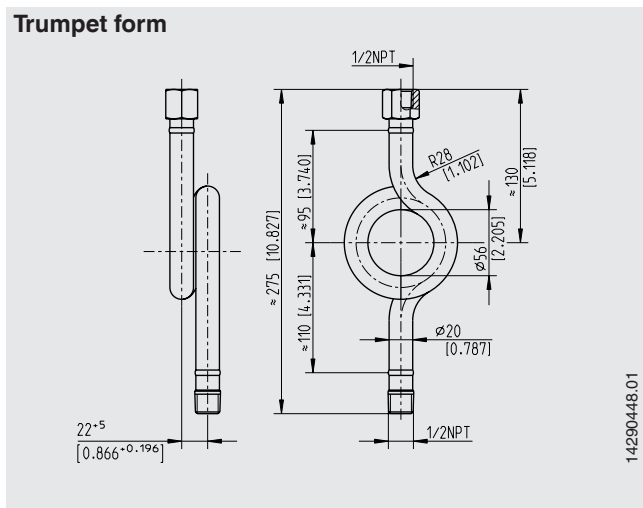
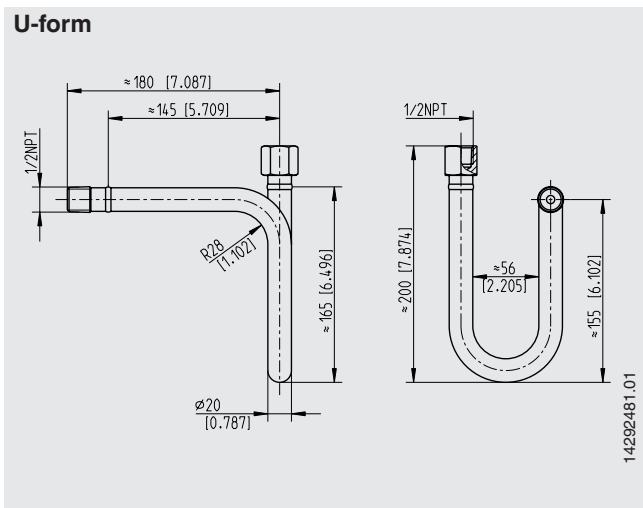
Version	Inlet <sup>1)</sup>	Outlet <sup>2)</sup>	Max. operating pressure in bar [psi]	Order number	
				Material of wetted parts	
				Steel <sup>3)</sup>	Stainless steel 1.4571
U-form, form A <sup>4)</sup>	G ½ B	G ½ LH-RH union	160 [1,450]	9091181	9091220
U-form, form B	Weld-in connection	G ½ LH-RH union	160 [1,450]	9091190	1323270
Trumpet form, form C <sup>4)</sup>	G ½ B	G ½ LH-RH union	160 [1,450]	9091203	9091238
Trumpet form, form D	Weld-in connection	G ½ LH-RH union	160 [1,450]	9091211	1440497

1) Process side  
 2) Instrument side  
 3) Pipe: Steel 1.0345, process connection: 1.1141  
 4) Definition per DIN 16282 rev. 11/1988

# Designs following DIN 16282

## Connection thread deviating from G 1/2 B and M20 x 1.5

Dimensions in mm [in]



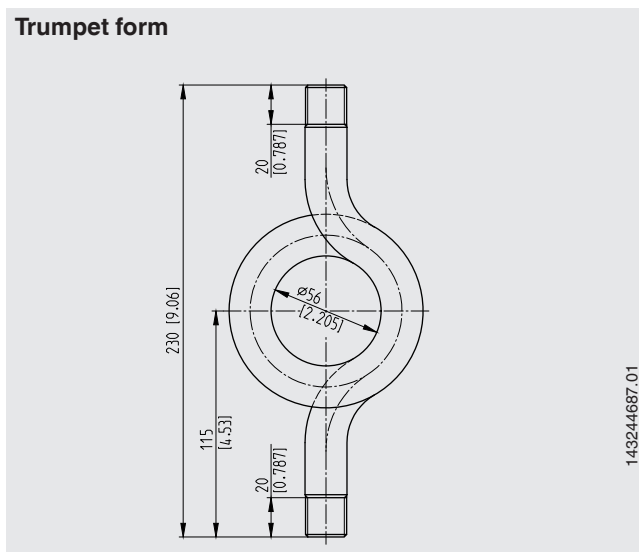
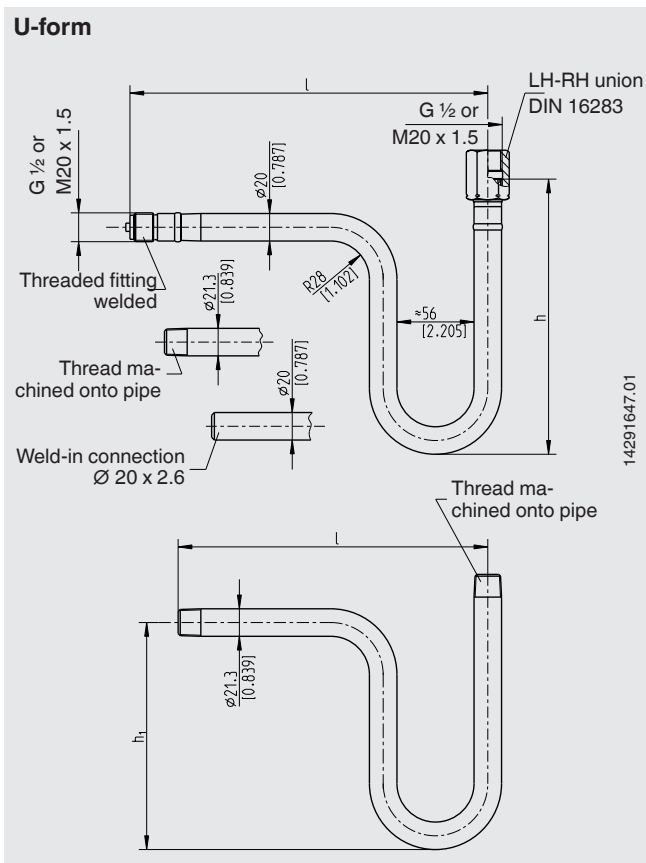
Due to the manufacturing process, the pipe dimensions at the bending points are slightly changed.

Version	Inlet <sup>1)</sup>	Outlet <sup>2)</sup>	Max. operating pressure in bar [psi]	Order number	
				Material of wetted parts	
				Steel 1.0345	Stainless steel 1.4571
<b>U-form</b>	1/2 NPT, male	1/2 NPT, fixed bushing	160 [1,450]	-	0731277
<b>Trumpet form</b>	1/2 NPT, male	1/2 NPT, fixed bushing	160 [1,450]	1034227	0763349

1) Process side  
2) Instrument side

# Industrial standard designs

Dimensions in mm [in]



Due to the manufacturing process, the pipe dimensions at the bending points are slightly changed.

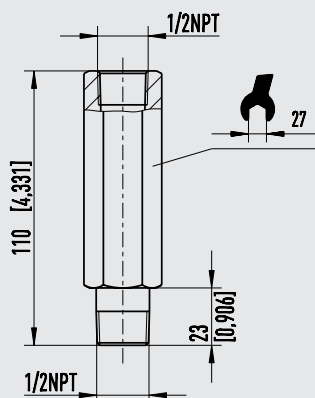
Version	Inlet <sup>1)</sup>	Outlet <sup>2)</sup>	Max. operating pressure in bar [psi]	Dimensions in mm [in]			Order number	
				l	h <sub>1</sub>	h	Material of wetted parts	
							Steel 1.0345	Stainless steel 1.4571
U-form	Weld-in connection	G ½ LH-RH union	160 [1,450]	218 [8.583]	155 [6.102]	200 [7.784]	9090681	14130264
U-form	G ½ B <sup>3)</sup>	G ½ LH-RH union	160 [1,450]	253 [9.961]	155 [6.102]	200 [7.784]	9090673	-
U-form	G ½ B <sup>4)</sup>	G ½ LH-RH union	25 [362]	225 [8.858]	150 [5.905]	205 [8.071]	9090665	-
U-form	G ½ B <sup>4)</sup>	G ½ B <sup>4)</sup>	25 [362]	225 [8.858]	150 [5.905]	170 [6.693]	9090657	14090773
Trumpet form	G ½ B <sup>4)</sup>	G ½ LH-RH union	25 [362]	225 [8.858]	-	-	39922306	-

- 1) Process side
- 2) Instrument side
- 3) Threaded fitting welded
- 4) Thread machined onto pipe

# Compact form

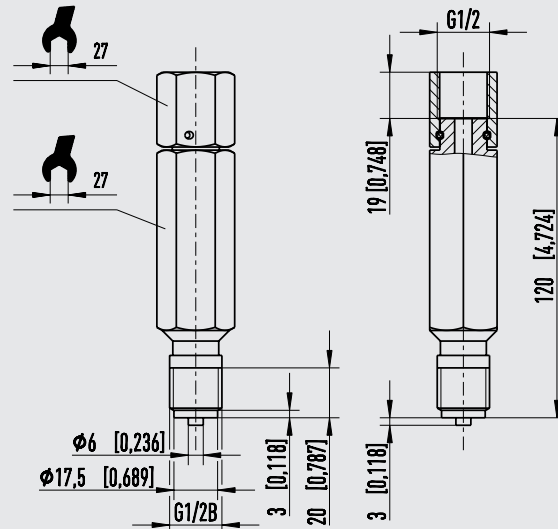
Dimensions in mm [in]

## Fixed connection threads



14292481.01

## LH-RH union on instrument side



14290448.01

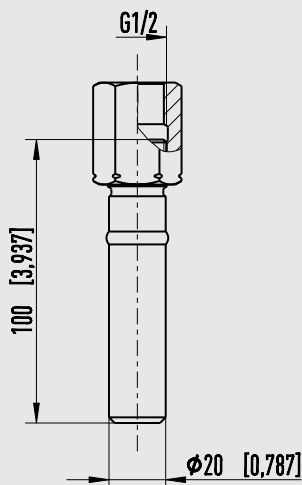
Version	Inlet <sup>1)</sup>	Outlet <sup>2)</sup>	Max. operating pressure in bar [psi]	Order number
				Material of wetted parts
				Stainless steel 1.4571
Compact form	½ NPT, male	½ NPT, female	420 [6,091]	11585791
	G ½ B, male	G ½ LH-RH union	420 [6,091]	14114184

1) Process side  
2) Instrument side

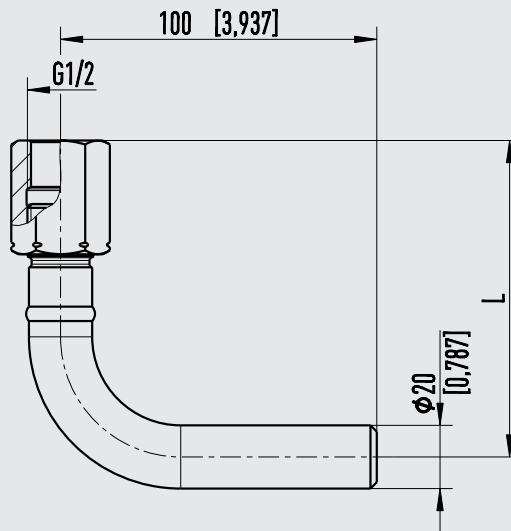
# Connecting pipes for pressure measuring instruments

Dimensions in mm [in]

**Straight form**



**Angular form (pipe elbow 90°)**



Due to the manufacturing process, the pipe dimensions at the bending points are slightly changed.

Version	Inlet <sup>1)</sup>	Outlet <sup>2)</sup>	Max. operating pressure in bar [psi]	Order number	
				Material of wetted parts	
				Steel 1.0345	Stainless steel 1.4571
<b>Straight form</b>	Weld-in connection	G ½ LH-RH union	250 [6,091]	2243679	2112892
<b>Angular form</b>	Weld-in connection	G ½ LH-RH union	250 [6,091]	2243687	2003612

1) Process side  
2) Instrument side

## Ordering information

To order the described product the order number is sufficient. Options require additional specification.

© 05/1994 WIKA Alexander Wiegand SE & Co. KG, all rights reserved.  
The specifications given in this document represent the state of engineering at the time of publishing.  
We reserve the right to make modifications to the specifications and materials.



**WIKAL Alexander Wiegand SE & Co. KG**  
Alexander-Wiegand-Straße 30  
63911 Klingenberg/Germany  
Tel. +49 9372 132-0  
Fax +49 9372 132-406  
info@wika.de  
www.wika.de